



---










# time for nano

A larger logo in the bottom right corner consisting of four red squares of varying sizes and orientations, arranged in a cluster.





## Nano kit

	Nano kit instructions book	5
	NanoKit Instructieboek	9
	Nano Kit ohjekirja	14
	Livret d'utilisation du Kit Nano	19
	Nano Kit Gebrauchsanweisung	24
	Nano Kit – Istruzioni per l'uso	29
	Instrukcja obsługi Nano zestawu	34
	Nanokit Guia de exploração	39
	Nano Kit Kullanım kitapçığı	44

























































































